

*Remington Arms Company, Inc.*  
870 Remington Drive  
PO Box 700  
Madison, NC 27025-0700  
(336) 548-8700  
800-243-9700

# ***REMINGTON***

## **Arms Company, Inc.**

### **MODEL 17 REPEATING SHOTGUN**

- **Shooting Safety Commandments**
- **Information**
- **Instructions for Operation & Care of Rifle**
- **Components Parts Listing**
- **Value and Reference Book Listing**

**NOTE:** We are pleased to accommodate your request for the Model 17 Repeating Shotgun information. The following documentation represents all information available on this model from the Remington Arms Co., Inc.

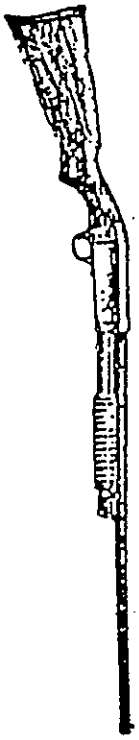
**DO NOT MAKE CHANGES OR ALTERATIONS TO ANY PARTS OF A FIREARM. USE ONLY REMINGTON PARTS. NEVER MAKE AN ADJUSTMENT TO THE TRIGGER, OR CHANGE THE SHAPE OR SIZE OF THE SEAR, SEAR NOTCH, OR OTHER PARTS.**

# **Ten Commandments of Shooting Safety**

- 1. Always keep the muzzle pointed in a safe direction.**
- 2. Firearms should be unloaded when not in use.**
- 3. Don't rely on your gun's "safety".**
- 4. Be sure of your target and what is beyond it.**
- 5. Use correct ammunition.**
- 6. If your gun fails to fire when the trigger is pulled, handle with care!**
- 7. Always wear eye and ear protection when shooting.**
- 8. Be sure the barrel is clear of obstructions before shooting.**
- 9. Do not alter or modify your gun, and have guns serviced regularly.**
- 10. Learn the mechanical and handling characteristics of the firearm you are using.**

# Model 17 Repeating Shotgun

Made in 20 Gauge Only



Slide Breach Hammerless Take-Down

**T**HE new Remington, 20-gauge Repeating Shotgun, Model 17, embodies several features which have never before been available in a shotgun of this type and gauge.

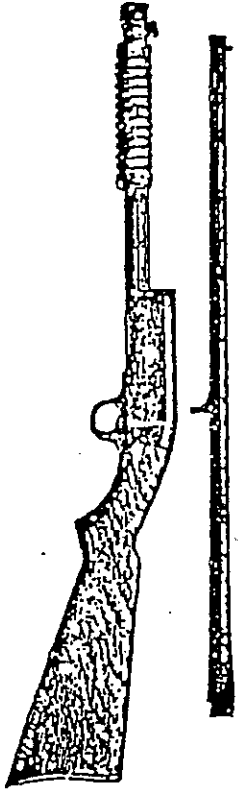
In graceful outline and perfect balance, it resembles the Remington 2-gauge Repeating Shotgun, which has been popular with discriminating sportsmen for many years. It has the same solid breech, hammerless and safety features and loads and ejects from the bottom.

The action of the Model 17 is very fast and smooth. The gun being designed for either a 2½-inch or 2¾-inch shell permits the use of extremely heavy loads for long range shooting.

The take-down operates on an entirely new principle. Removing the barrel is simple and quickly performed; the magazine and fore-end remain attached to the receiver.

The safety lock is of the cross bolt type, located at the rear of the trigger guard, where it is easy and convenient to operate.

The action bar lock, which is pulled back to open the action when cocked, is located at the forward end of the trigger guard, and is operated by the index finger.



To Take Down press rearward on action bar lock at trigger guard to release action bar, and at same time move the fore-end rearward. Screw magazine cap (to right) down on tube as far as possible. If cap is tight, pull out magazine cap pin to use as a lever. Rotate barrel a quarter turn so lug will project to left and pull barrel out of receiver. The barrel may then be easily cleaned and inspected from the breech. The action may be left either open or closed when the gun is put in case.



# Model 17 Repeating Shotgun

Made in 20 Gauge Only

To Put Together assemble in reverse order, and if action has been closed it should now be opened to allow barrel to be placed into receiver. Looseness between the barrel and the receiver is automatically taken up when magazine cap is turned tightly against barrel lug.

To Load Magazine close action by pushing slide handle forward; place shell in bottom opening and push forward into magazine until past the cartridge stop. The magazine holds four shells.

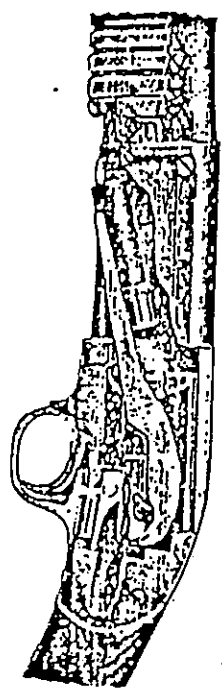
To Load the Barrel from Magazine press rearward on action bar lock at trigger guard and pull slide handle fully rearward to release shell from magazine; push forward to close action. Another shell may then be placed into magazine, giving a capacity of five shots.

To Make Safe When Loaded push safety at rear of trigger from left to right. This can be done only when the gun is cocked. To fire, move safety to left.

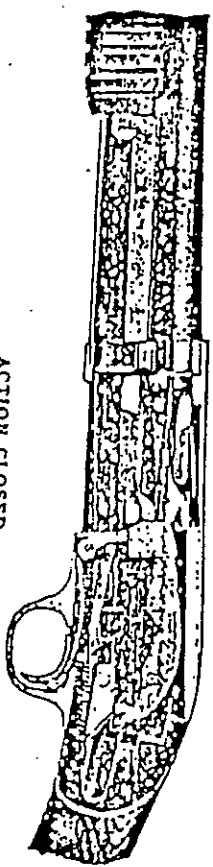
To Open Gun When Cocked or Loaded press rearward on action bar lock to release action bar and pull fore-end rearward.

To Remove Loaded Shell from Magazine place finger inside of receiver and depress forward end of cartridge stop on left side. Shell will then be pushed into loading opening by magazine spring. This is a very convenient feature, making it unnecessary to feed loaded shells into and out of the chamber.

To Use as a Single Loader open action by pulling fore-end rearward; place a shell on bottom of carrier, and close action, holding shell with slight pressure upward, when shell will be carried directly into chamber.



ACTION OPEN



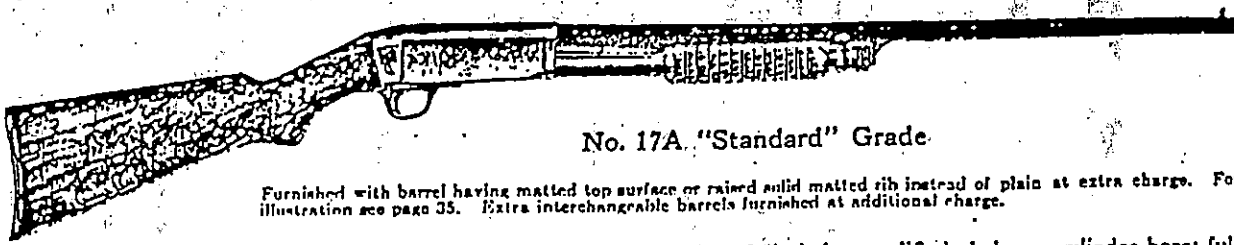
ACTION CLOSED



Solid Breech

Hammerless

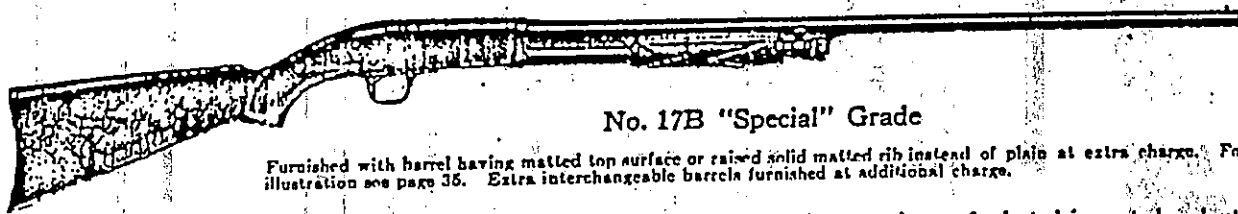
Take-Down



No. 17A "Standard" Grade

Furnished with barrel having matted top surface or raised solid matted rib instead of plain at extra charge. For illustration see page 35. Extra interchangeable barrels furnished at additional charge.

**SPECIFICATIONS:**—Remington steel barrel, 26, 28, 30 or 32 inches, full choke, modified choke or cylinder bore; full and modified choke barrels furnished in 28-inch and cylinder bore in 26-inch unless otherwise specified. 28-inch full choke regular. NOT MADE LONGER THAN 32 INCHES. Top of receiver matted. American Walnut stock and fore-end. Half pistol grip stock; regular dimensions 13 3/4 inches long, 2 3/4 inches drop at heel, 1 3/4 inches drop at comb. Any other dimensions made to order at extra charge, requiring five or six weeks' time. Magazine holds four shells, which with one in the chamber give a capacity of five shots without reloading. Weight, about 5 3/4 pounds. Length over all, 47 inches and length taken down, 31 1/4 inches with 28-inch barrel.



No. 17B "Special" Grade

Furnished with barrel having matted top surface or raised solid matted rib instead of plain at extra charge. For illustration see page 35. Extra interchangeable barrels furnished at additional charge.

**SPECIFICATIONS:**—Same as No. 17A "Standard" Grade, except stock and fore-end are of selected imported walnut, neatly checkered. Half pistol grip. Standard dimensions carried in stock. Will furnish made to order, without extra charge, subject to five or six weeks' delay, lengths from 13 1/2 inches to 15 inches, drops 2 inches to 3 1/4 inches at heel and 1 1/2 to 1 3/4 inches at comb. Stock dimensions outside of these limits made to order at extra charge, requiring five or six weeks' time.

Extras for 20 gauge pump gun Model 17 listed on page 101.

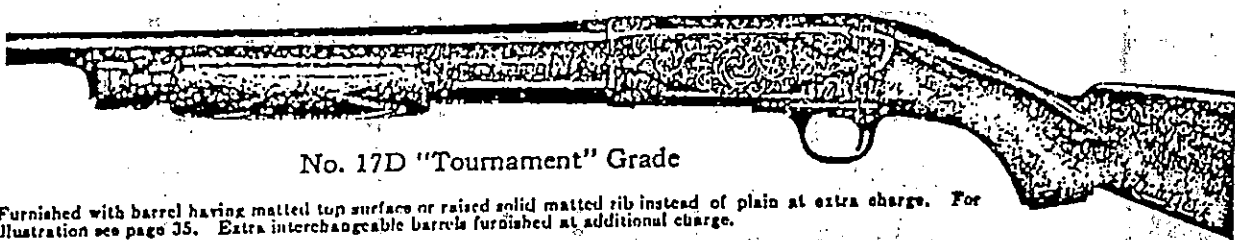
Remington  
Model 17 Repeating Shotgun  
Made in 20 Gauge Only

Page 33

Solid Breech

Hammerless

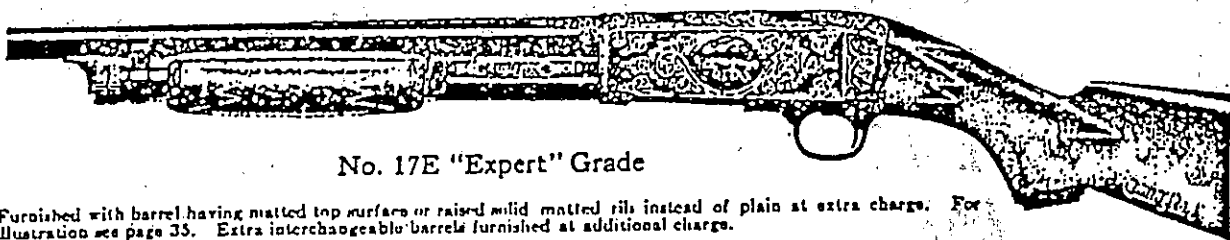
Take-Down



No. 17D "Tournament" Grade

Furnished with barrel having matted top surface or raised solid matted rib instead of plain at extra charge. For illustration see page 35. Extra interchangeable barrels furnished at additional charge.

**SPECIFICATIONS:**—Remington steel barrel, 28 inches, full choke; option of modified or cylinder; 26, 30 or 32-inch full choke, modified or cylinder furnished to order at no extra charge. NOT-MADE LONGER THAN 32 INCHES. Top of receiver matted. Specially selected imported walnut stock and fore-end, neatly finished by hand with attractive checkering. The receiver and barrel are finished in a rich scroll, hand engraved. Weight, length and stock dimensions same as No. 17A "Standard" Grade. Other stock dimensions made to order at no extra charge, requiring six to eight weeks' time.



No. 17E "Expert" Grade

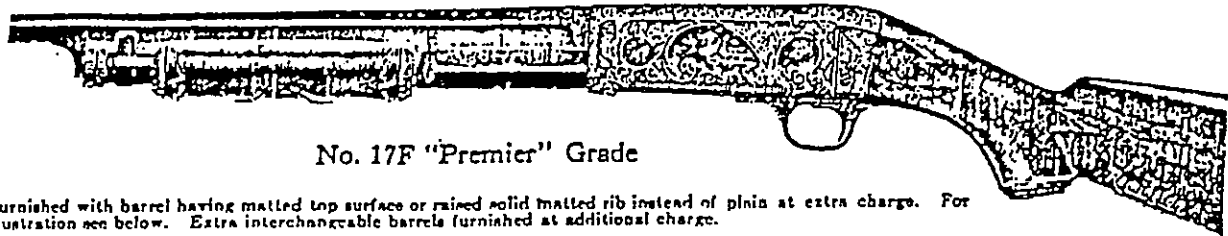
Furnished with barrel having matted top surface or raised solid matted ribs instead of plain at extra charge. For illustration see page 35. Extra interchangeable barrels furnished at additional charge.

**SPECIFICATIONS:**—Remington steel barrel, 28 inches, full choke; option of modified or cylinder; 26, 30 or 32-inch full-choke, modified or cylinder furnished to order at no extra charge. NOT MADE LONGER THAN 32 INCHES. Top of receiver matted. Choicest imported walnut stock and fore-end, handsomely checkered by hand. Silver name plate inlaid in stock. When specified, owner's initials engraved on name plate without extra charge. The barrel and receiver are finished with a beautiful deep scroll, hand engraved, with panel on left side of receiver. All working parts are hand polished. Weight, length and stock dimensions same as No. 17A "Standard" Grade. Other stock dimensions made to order at no extra charge, requiring six to eight weeks' time.

Extras for 20 gauge pump gun Model 17 listed on page 101.

Remington  
Model 17 Repeating Shotgun  
Made in 20 Gauge Only

Page 34




No. 17F "Premier" Grade

Furnished with barrel having matted top surface or raised solid matted rib instead of plain at extra charge. For illustration see below. Extra interchangeable barrels furnished at additional charge.


**SPECIFICATIONS:**—Remington steel barrel, 28 inches, full choke; option of modified or cylinder; 26, 30 or 32-inch full choke, modified or cylinder furnished to order at no extra charge. **NOT MADE LONGER THAN 32 INCHES.** Top of receiver matted. Finest Circasian walnut stock and fore-end, finished by hand with delicate and elaborate checkering. Gold name plate inlaid in stock. When specified, owner's initials engraved on name plate without extra charge. The barrel and receiver are finished with a beautiful deep scroll, hand engraved, which brings out the game panels in relief. All working parts are hand polished. Weight, length and stock dimensions same as No. 17A "Standard" Grade. Other stock dimensions made to order at no extra charge, requiring from six to eight weeks' time.

Solid Ribbed Barrel for Model 17 Repeating Shotgun



Ventilated Ribbed Barrel Not Furnished On Model 17 Gun

The solid ribbed barrel prevents the reflection of light on the top of barrel from interfering with the shooter's line of sight. This feature is particularly appreciated by shooters who have used a double gun. The barrel and rib are made in one solid piece, consequently we cannot fit a rib on a plain barrel.



ORDER PARTS BY CATALOG NAME AND NUMBER  
SPECIFY SERIAL NUMBER OF GUN

COMPONENT PARTS

## Model 17 Repeating Shotgun

### COMPONENT PARTS

PART	PRICE	PART	PRICE
B.O. 1	Action Bar, A and B Grades	B.O. 64	Magazine Cap Stop Plunger
B.O. 1	Action Bar, D Grade	B.O. 65	Magazine and Guide
B.O. 1	Action Bar, E Grade	B.O. 66	Magazine Cap
B.O. 1	Action Bar, F Grade	B.O. 67	Magazine Follower
B.O. 2	Action Bar Lock	B.O. 69	Magazine Spring
B.O. 5	Action Bar Lock Spring (top)	B.O. 70	Magazine Stop Screw
B.O. 6	Action Bar Lock Spring (bottom)	B.O. 71	Main Spring
B.O. 9	Action Bar Retaining Pin	B.O. 72	Main Spring Follower
B.O. 10	Action Bar Retaining Pin Pin	B.O. 73	Main Spring Stop Pin
B.O. 11	Action Bar Retaining Pin Spring	B.O. 104	Main Spring Retaining Plug
B.O. 19	Breech Block	B.O. 108	Magazine Cap Pin
B.O. 19 1/2	Breech Block Complete	B.O. 109	Magazine Cap Pin Plunger
B.O. 20	Butt Plate	B.O. 110	Magazine Cap Pin Plunger Spring
B.O. 21	Butt Plate Screw (2)	B.O. 111	Magazine Cap Pin Plunger Screw
B.O. 26	Carrier	B.O. 74	Magazine Cap Stop Plunger Pin
B.O. 27	Carrier Screw (2)	B.O. 75	Magazine Cap Stop Plunger Spring
B.O. 28	Cartridge Guide	B.O. 76	Plug Screw
B.O. 29	Cartridge Stop (right)	B.O. 81	Receiver, A and B Grades
B.O. 30	Cartridge Stop (left)	B.O. 81	Receiver, D Grade
B.O. 32	Cartridge Stop Left Pivot Screw	B.O. 81	Receiver, E Grade
B.O. 33	Cartridge Stop Spring (left)	B.O. 81	Receiver, F Grade
B.O. 34	Carrier Screw Locking Screw	B.O. 86	Safety
B.O. 39	Extractor	B.O. 87	Safety Plunger
B.O. 40	Extractor Pin	B.O. 88	Safety Plunger Spring
B.O. 41	Extractor Spring	B.O. 93	Safety Plunger Retaining Screw
B.O. 45	Firing Pin	B.O. 89	Slide
B.O. 46	Firing Pin Retaining Pin	B.O. 90	Stock, A Grade
B.O. 47	Firing Pin Spring	B.O. 90	Stock, B Grade
B.O. 48	Fore end, A Grade	B.O. 90	Stock, D Grade
B.O. 48	Fore end, B Grade	B.O. 90	Stock, E Grade
B.O. 48	Fore-end, D Grade	B.O. 90	Stock, F Grade
B.O. 48	Fore-end, E Grade	B.O. 91	Stock Bolt Screw
B.O. 48	Fore-end, F Grade	B.O. 92	Stock Bolt Screw Washer
B.O. 51	Fore-end Tube Nut	B.O. 96	Trigger
B.O. 52	Front Sight	B.O. 97	Trigger Pin
B.O. 57	Hammer	B.O. 98	Trigger Plate, A and B Grades
B.O. 115	Hammer Catch	B.O. 98	Trigger Plate, D Grade
B.O. 116	Hammer Catch Pin	B.O. 98	Trigger Plate, E Grade
B.O. 50	Hammer Link	B.O. 98	Trigger Plate, F Grade
B.O. 60	Hammer Link Pin	B.O. 99	Trigger Plate Screw
B.O. 61	Hammer Pin	B.O. 100	Trigger Spring
B.O. 63	Magazine Spring Retainer		



## Firearms Value & Reference Books

**NOTE:** We do not provide information on firearms' values. You may want to have your firearm appraised by a gunsmith. The following sources may also be helpful. We do not accept responsibility for the goods or services provided by these sources.

### Firearms Value Books

#### Blue Book of Gun Values

Blue Book Publications  
8009 34<sup>th</sup> Avenue South #175  
Minneapolis, MN 55425  
800-877-GUNS

#### Flayderman's Guide to Firearm Values

Gun List  
Modern Gun Values  
Krause Publications  
700 East State Street  
Iola, WI 54990-0001  
847-573-8530

#### Gun Trader's Guide

Stoeger Publishing Company  
5 Mansard Court  
Wayne, NJ 07470  
973-872-9500

### Reference Books

#### The Remington 700

John Flacy  
Brownells, Inc.  
200 South Front Street  
Montezuma, IA 50171  
515-623-5401

#### Cartridges of the World

Frank C. Barnes  
Standard Catalog of Firearms  
Krause Publications  
700 East State Street  
Iola, WI 54990-0001  
847-573-8530

#### Shooter's Bible

Stoeger Publishing Company  
5 Mansard Court  
Wayne, NJ 07470  
973-872-9500

#### Remington, America's Oldest

Gunmanker  
Remington Arms Co.  
PO Box 700  
Madison, NC 27025  
Attention: History Book  
800-423-8495

10/10/10

10/10/10

10/10/10

10/10/10

10/10/10

10/10/10

10/10/10

10/10/10

10/10/10